




# TELSCO FITTINGS

Trusted Around the World

## Metal Compression Fittings for General Piping & Plastic Pipe



PRODUCT LINE CATALOG  
& PRICE LIST

Subject to change Effective October 1, 2021



*Telsco Fittings, established in 1945, manufactures high quality metal compression fittings for the plumbing and heating market. Our drive is to establish Telsco Fittings as the premier metal compression fittings brand in the industry. We pride ourselves on maintaining such a high quality metal fitting through over 50 years of production. I strive to make Telsco Fittings your obvious choice for metal compression fittings.*

*Mike Mason*  
Mike Mason  
CEO



## **Telsco Fittings**

3301 W. Kingsley Rd. • Garland, TX 75041  
Phone: 972-278-6131 Fax: 972-271-5710

**[www.telscofittings.com](http://www.telscofittings.com)**



# 700 SERIES COMPRESSION FITTINGS

**TELSCO FITTINGS** - Telsco Fittings are completely assembled at the factory and may be used on plain-end pipe just as they come to you - no need to disassemble. No threading of pipe is required. Simply insert pipe into the Telsco fitting and then tighten End Nuts to the prescribed torque with an ordinary wrench.

**FOR GENERAL PIPING** - Telsco 700 and K700 Series Fittings can be used in most general piping applications. Typical uses would include:

- plumbing and heating piping
- industrial piping
- water system installations
- plumbing and heating repairs
- piping additions and alterations
- pump installations

\*Not recommended for steam applications

**CLAMP STYLE** - Telsco's unique K700 clamp-style fitting "bites" the pipe to hold greater pressure and resist pipe pull-out in general piping applications.

**FOR PLASTIC PIPING** - Telsco K700 Series Fittings are suitable for fast, easy installation or repair of most IPS plastic pipe:

- metal insert stiffeners should be used to support pipe wall
- not recommended for thin wall notch sensitive tubing

For Polyethylene piping installations see special instructions.


### 700 AND K700 SERIES GENERAL SPECIFICATIONS -

- coupling and adapter bodies, 1020HR steel tubing
- tee and ell bodies and end nuts, malleable iron Grade 32510
- electro-galvanized or iron phosphate black finish
- Buna-N gasket with maximum rated service temperature of 100° C and minimum of -25° C
- stainless steel clamp ring Type 302 (K700 Series)


### STEEL PIPE INSTALLATION

**WARNING** - System Designer and/or Contractor must provide suitable anchoring of piping to prevent pull-out from fittings when applications subject piping to external forces such as ground shift and temperature variations that cause linear pipe contraction.

Telsco fittings are suitable for use on water and oil installations and carry a limited warranty to give satisfactory service when recommended pressures are not exceeded and when fittings are installed per torque specifications.



REGULAR STYLE - 700 SERIES



CLAMP STYLE - K700 SERIES

### RECOMMENDED MAXIMUM PRESSURES (PSI)

Size Inches	Torque Ft-Lbs.	Piping Clamp Style		
		Free Piping Clamp Style	Regular Style	Anchored Piping Clamp Style
1/2	150	150 psi	150 psi	200 psi
3/4	150	150	150	200
1	225	100	100	150
1 1/4	225	100	100	150
1 1/2	225	100	100	150
2	300	75	75	125

### MECHANICAL JOINT ASSEMBLY PROCEDURE FOR POLYETHYLENE PIPE & TUBE PE2306 & PE3406

Described below are the recommended assembly procedures for Telsco Series K700 compression fittings.

**BURR REMOVAL** - To facilitate assembly, any internal and external burrs are to be removed from the cut-off ends of the pipe. Remove cutting chips from inside of pipe.

**STIFFENER INSERTION** - A metal Stiffener is required to be inserted within the polyethylene pipe for support of the pipe wall. Caution must be exercised in using the correct Stiffener size that matches the pipe or tubing (wall thickness) being joined; example, SDR11. Insert Stiffener full depth within pipe to its flange stop.

**CLEANING** - Clean exterior surface of pipe of all foreign matter such as dirt and compounds to insure a good sealing surface for the fitting gasket. Inspect inside surface of gasket and clean if required as accumulations may result from storage conditions and handling.

**PIPE INSERTION** - Piping is to be inserted within the fitting to maximum depth:

- Couplings - midway
- Elbows - to stop
- Adapters - to stop
- Tees - to outlet

### TORQUING REQUIREMENT -

To achieve maximum pipe pull-out resistance and sealing, End Nuts are to be wrench tightened per the following table. Use recommended wrench size and apply body pressure to approximate listed torque.

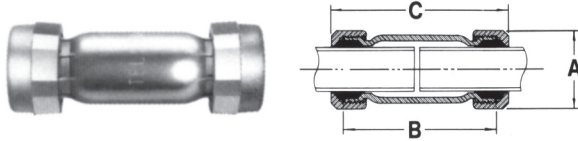
Nominal Pipe Size (in.)	Torque Ft-Lb		Recommended Wrench Size (in.)
	PE3406 (Black)	PE2306 (Orange)	
1/2 CTS	75	50	12
1CTS	150	100	18
1/2 IPS	150	75	18
3/4 IPS	150	100	18
1IPS	225	125	24
1 1/4 IPS	225	180	24
1 1/2 IPS	250	200	36
2 IPS	NOT RECOMMENDED		



# 700 SERIES COMPRESSION FITTINGS

NOTE: Telsco 700 Series Fittings are available with galvanized or black finish. Add "G" suffix to item number if galvanized finish is desired. Example: 704-050G. Add "B" suffix for black finish. Example: 702-050B.

## COUPLINGS



No. 702 Regular Style or No. K702 Clamp Style

Regular Style Item No.	Clamp Style Item No.	Nom'l Size (in.)	Pipe O.D. (in.)	Overall Dimensions, Inches			Approx. Wt. Ea. (lbs.)	Stand. Pkg Qty.
				A	B	C		
702-050	K702-050	1/2	.840	1 5/8	3 3/4	4 3/8	.8	12
702-070	K702-070	3/4	1.050	1 7/8	3 3/4	4 3/8	1.2	12
702-100	K702-100	1	1.315	2 3/16	4 1/8	4 3/4	1.4	12
702-120	K702-120	1 1/4	1.660	2 9/16	4 1/2	5 1/8	2.1	6
702-150	K702-150	1 1/2	1.900	2 13/16	4 7/16	5 3/8	2.5	6
702-200	K702-200	2	2.375	3 5/16	5 1/16	5 3/4	2.9	6

Item No.	List Price Each	Item No.	List Price Each
<b>Regular Style</b>			
Galv. Finish		Black Finish	
702-050G	<b>19.17</b>	702-050B	<b>17.88</b>
702-070G	<b>20.27</b>	702-070B	<b>18.92</b>
702-100G	<b>23.68</b>	702-100B	<b>21.14</b>
702-120G	<b>31.51</b>	702-120B	<b>31.06</b>
702-150G	<b>34.99</b>	702-150B	<b>32.09</b>
702-200G	<b>44.37</b>	702-200B	<b>42.49</b>
<b>Clamp Style</b>			
Galv. Finish		Black Finish	
K702-050G	<b>27.58</b>	K702-050B	<b>27.36</b>
K702-070G	<b>27.86</b>	K702-070B	<b>27.84</b>
K702-100G	<b>28.94</b>	K702-100B	<b>28.49</b>
K702-120G	<b>36.63</b>	K702-120B	<b>36.11</b>
K702-150G	<b>40.02</b>	K702-150B	<b>39.47</b>
K702-200G	<b>47.54</b>	K702-200B	<b>49.92</b>

## ADAPTERS



No. 704 Regular Style or No. K704 Clamp Style  
Compression to Male IPS thread

Regular Style Item No.	Clamp Style Item No.	Nom'l Size (in.)	Pipe O.D. (in.)	Overall Dimensions, Inches			Approx. Wt. Ea. (lbs.)	Stand. Pkg Qty.
				A	B	C		
704-050	K704-050	1/2	.840	1 5/8	4	1 5/16	1.0	12
704-070	K704-070	3/4	1.050	2	3 13/16	1 5/16	1.0	12
704-100	K704-100	1	1.315	2 3/16	4	1 1/2	1.1	12
704-120	K704-120	1 1/4	1.660	2 9/16	4	1 1/2	1.5	6
704-150	K704-150	1 1/2	1.900	2 13/16	4 1/16	1 1/2	1.8	6
704-200	K704-200	2	2.375	3 5/16	4 1/16	1 5/16	2.0	6

Item No.	List Price Each	Item No.	List Price Each
<b>Regular Style</b>			
Galv. Finish		Black Finish	
704-050G	<b>23.08</b>	704-050B	<b>21.43</b>
704-070G	<b>24.02</b>	704-070B	<b>21.47</b>
704-100G	<b>24.88</b>	704-100B	<b>23.12</b>
704-120G	<b>29.04</b>	704-120B	<b>27.54</b>
704-150G	<b>37.76</b>	704-150B	<b>36.27</b>
704-200G	<b>40.68</b>	704-200B	<b>38.95</b>
<b>Clamp Style</b>			
Galv. Finish		Black Finish	
K704-050G	<b>26.81</b>	K704-050B	<b>25.42</b>
K704-070G	<b>26.85</b>	K704-070B	<b>26.59</b>
K704-100G	<b>26.90</b>	K704-100B	<b>27.77</b>
K704-120G	<b>30.74</b>	K704-120B	<b>31.40</b>
K704-150G	<b>38.66</b>	K704-150B	<b>40.00</b>
K704-200G	<b>42.53</b>	K704-200B	<b>43.78</b>

## 90° ELBOWS



No. 707 Regular Style or No. K707 Clamp Style Straight Sizes

Regular Style Item No.	Clamp Style Item No.	Nom'l Size (in.)	Pipe O.D. (in.)	Overall Dimensions, Inches			Approx. Wt. Ea. (lbs.)	Stand. Pkg Qty.
				A	B	C		
707-050	K707-050	1/2	.840	1 5/8	1 7/8	5/8	.8	1
707-070	K707-070	3/4	1.050	1 9/16	2 1/16	13/16	1.1	1
707-100	K707-100	1	1.315	2 1/4	2 1/2	11/16	1.3	1
707-120	K707-120	1 1/4	1.660	2 9/16	2 3/4	3/4	1.8	1
707-150	K707-150	1 1/2	1.900	2 7/8	3 1/16	7/8	2.5	1
707-200	K707-200	2	2.375	3 3/16	3 9/16	1 1/4	3.5	1

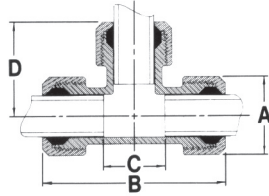
Item No.	List Price Each	Item No.	List Price Each
<b>Regular Style</b>			
Galv. Finish		Black Finish	
707-050G	<b>52.86</b>	707-050B	<b>52.55</b>
707-070G	<b>54.89</b>	707-070B	<b>55.19</b>
707-100G	<b>61.26</b>	707-100B	<b>60.47</b>
707-120G	<b>68.72</b>	707-120B	<b>67.79</b>
707-150G	<b>80.70</b>	707-150B	<b>79.60</b>
707-200G	<b>96.25</b>	707-200B	<b>95.00</b>
<b>Clamp Style</b>			
Galv. Finish		Black Finish	
K707-050G	<b>55.37</b>	K707-050B	<b>55.04</b>
K707-070G	<b>57.30</b>	K707-070B	<b>56.67</b>
K707-100G	<b>64.05</b>	K707-100B	<b>63.26</b>
K707-120G	<b>71.67</b>	K707-120B	<b>70.54</b>
K707-150G	<b>84.08</b>	K707-150B	<b>82.97</b>
K707-200G	<b>99.45</b>	K707-200B	<b>98.18</b>



## 700 SERIES COMPRESSION FITTINGS

NOTE: Telsco 700 Series Fittings are available with galvanized or black finish. Add "G" suffix to item number if galvanized finish is desired. Example: 704-050G. Add "B" suffix for black finish. Example: 702-050B.

### TEES

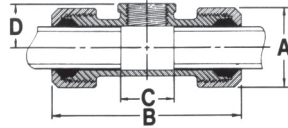


No. 711 Regular Style or No. K711 Clamp Style Straight sizes, compression all ends

Regular Style Item No.	Clamp Style Item No.	Nom'l Size (in.)	Pipe O.D. (in.)	Overall Dimensions, Inches				Approx. Wt. Ea. (lbs.)	Stand. Pkg Qty.
				A	B	C	D		
711-050	K711-050	1/2	.840	1 5/8	3 3/4	1 1/4	1 7/8	.8	1
711-070	K711-070	3/4	1.050	1 9/16	4 1/8	1 5/8	2 1/16	1.1	1
711-100	K711-100	1	1.315	2 1/4	4 7/16	1 3/4	2 1/4	1.3	1
711-120	K711-120	1 1/4	1.660	2 9/16	4 7/8	2 3/16	2 7/16	1.8	1
711-150	K711-150	1 1/2	1.900	2 7/8	5 1/4	2 1/2	2 5/8	2.5	1
711-200	K711-200	2	2.375	3 5/16	6 15/16	2 3/8	3 7/8	3.5	1

Item No.	List Price Each	Item No.	List Price Each
<b>Regular Style</b>			
<b>Galv. Finish</b>		<b>Black Finish</b>	
711-050G	<b>63.34</b>	711-050B	<b>62.84</b>
711-070G	<b>71.75</b>	711-070B	<b>70.96</b>
711-100G	<b>75.48</b>	711-100B	<b>74.21</b>
711-120G	<b>91.90</b>	711-120B	<b>90.32</b>
711-150G	<b>104.67</b>	711-150B	<b>102.69</b>
711-200G	<b>120.84</b>	711-200B	<b>117.69</b>
<b>Clamp Style</b>			
<b>Galv. Finish</b>		<b>Black Finish</b>	
K711-050G	<b>68.25</b>	K711-050B	<b>67.61</b>
K711-070G	<b>76.69</b>	K711-070B	<b>75.56</b>
K711-100G	<b>81.03</b>	K711-100B	<b>79.76</b>
K711-120G	<b>97.70</b>	K711-120B	<b>86.88</b>
K711-150G	<b>111.02</b>	K711-150B	<b>109.07</b>
K711-200G	<b>128.80</b>	K711-200B	<b>125.62</b>

### TEES, THREADED BRANCH



No. 712 Regular Style or No. K712 Clamp Style Straight Sizes, compression on run; female IPS thread on branch

Regular Style Item No.	Clamp Style Item No.	Nom'l Size (in.)	Pipe O.D. (in.)	Overall Dimensions, Inches				Approx. Wt. Ea. (lbs.)	Stand. Pkg Qty.
				A	B	C	D		
712-050	K712-050	1/2	.840	1 5/8	3 3/4	1 1/4	2 7/32	.8	1
712-070	K712-070	3/4	1.050	1 9/16	4 1/8	1 5/8	2 15/16	1.1	1
712-100	K712-100	1	1.315	2 1/4	4 7/16	1 3/4	2 1/32	1.3	1
712-120	K712-120	1 1/4	1.660	2 9/16	4 7/8	2 3/16	2 1/8	1.8	1
712-150	K712-150	1 1/2	1.900	2 7/8	5 1/4	2 1/2	2 1/8	2.5	1
712-200	K712-200	2	2.375	3 5/16	6 15/16	2 3/8	2 1/2	3.5	1

Item No.	List Price Each	Item No.	List Price Each
<b>Regular Style</b>			
<b>Galv. Finish</b>		<b>Black Finish</b>	
712-050G	<b>56.74</b>	712-050B	<b>56.55</b>
712-070G	<b>57.52</b>	712-070B	<b>61.26</b>
712-100G	<b>68.40</b>	712-100B	<b>67.79</b>
712-120G	<b>83.41</b>	712-120B	<b>82.46</b>
712-150G	<b>91.59</b>	712-150B	<b>90.47</b>
712-200G	<b>113.17</b>	712-200B	<b>116.93</b>
<b>Clamp Style</b>			
<b>Galv. Finish</b>		<b>Black Finish</b>	
K712-050G	<b>60.45</b>	K712-050B	<b>59.75</b>
K712-070G	<b>65.47</b>	K712-070B	<b>65.01</b>
K712-100G	<b>72.54</b>	K712-100B	<b>71.91</b>
K712-120G	<b>89.11</b>	K712-120B	<b>86.80</b>
K712-150G	<b>96.34</b>	K712-150B	<b>95.47</b>
K712-200G	<b>118.20</b>	K712-200B	<b>116.93</b>

### 400 SERIES WALL SEALS



Item No.	Size (in.)	Approx. Wt. Ea. (lbs.)	Carton Qty.	List Price Each
400-202	2 X 1 1/4	.5	1	<b>\$ 11.55</b>
400-201	2 X 1 1/2	.5	1	<b>\$ 11.55</b>
400-251	2 1/2 X 2	.8	1	<b>\$ 11.55</b>



## 700 SERIES COMPRESSION FITTINGS

NOTE: Telsco 700 Series Fittings are available with galvanized or black finish. Add "G" suffix to item number if galvanized finish is desired. Example: 704-050G. Add "B" suffix for black finish. Example: 702-050B.

### PIPE STIFFENER - RIGID TUBULAR STEEL FOR SDR PLASTIC PIPE



Item No.	Nom'l Size (in.)	Stiffener O.D. (in.)	Pipe Size (O.D. X Wall)	Approx. Wt. Ea. (lbs.)	Carton Qty.	List Price Each
74208	1/2 CTS X SDR7	.430	.625 X .090	.06	1	\$ 12.71
74201	3/4 IPS X SDR11	.840	1.050 X .095	.11	1	\$ 17.79
74273	1 CTS X SDR11	.905	1.125 X .101	.12	1	\$ 17.79
74203	1 IPS X SDR11	1.050	1.315 X .119	.16	1	\$ 20.33
74204	1 1/4 IPS X SDR11	1.315	1.660 X .151	.20	1	\$ 24.14
74206	1 1/2 IPS X SDR11	1.500	1.900 X .173	.23	1	\$ 31.76
74205	2 IPS X SDR11	1.900	2.375 X .216	.30	1	\$ 33.03
74207	1/2 IPS X SDR9.3	.625	.84 X .109	.11	1	\$ 16.52

### FITTINGS REPAIR PARTS

GASKET FOR REGULAR STYLE FITTINGS		
Size (in.)	Part No.	List Price Each
1/2	7103	\$ 1.74
3/4	7203	\$ 2.50
1	7303	\$ 3.57
1 1/4	7403	\$ 3.57
1 1/2	7503	\$ 3.57
2	7603	\$ 3.92

GASKET WITH METAL JACKET FOR CLAMP STYLE FITTINGS		
Size (in.)	Part No.	List Price Each
1/2	7103-1AY	\$ 6.07
3/4	7203-1AY	\$ 5.21
1	7303-1AY	\$ 5.63
1 1/4	7403-1AY	\$ 6.48
1 1/2	7503-1AY	\$ 6.88
2	7603-1AY	\$ 7.80

CONDUCTOR RING FOR CLAMP STYLE FITTINGS		
Size (in.)	Part No.	List Price Each
1/2	7104	\$ 2.85
3/4	4204	\$ 2.85
1	4304	\$ 2.85
1 1/4	4404	\$ 2.85
1 1/2	4504	\$ 3.26
2	4604	\$ 3.66

WALL SEAL GASKET		
Size (in.)	Part No.	List Price Each
1 1/2 X 1	4303W-1	\$ 6.94
2 X 1 1/4	4403W	\$ 8.64

COMPRESSION NUT		
Size (in.)	Part No.	List Price Each
BLACK		
1/2	7101B	\$ 5.28
3/4	7201B	\$ 6.50
1	7301B	\$ 8.12
1 1/4	7401B	\$ 8.12
1 1/2	7501B	\$ 8.12
2	7601B	\$ 13.03
GALV.		
1/2	7101G	\$ 6.50
3/4	7201G	\$ 7.31
1	7301G	\$ 8.12
1 1/4	7401G	\$ 8.94
1 1/2	7501G	\$ 9.74
2	7601G	\$ 14.23



### Conditions of Sale

Telsco Industries, Inc. reserves the right to sell only to legitimate wholesalers, original equipment manufacturers.

#### Terms and Freight for Wholesale Accounts

Terms: 0.5% 10, Net 30  
Freight: \$1,000 net order

#### Shortages

Any claims for shortages must be made immediately upon receipt of any merchandise. Shortage claims will be invalid unless entered in writing within 10 days of invoice date. Shortages resulting from damaged cartons must be filled with delivering carrier.

#### Transportation Claims

Upon receipt by the cosignee, shipments must be inspected for shortage or damage before acceptance from carrier. In event of loss or damage, notation should be made on carrier receipt, immediate claim should be entered against carrier. In no case will Company be liable in any manner for shortages or damage caused to a shipment by the common carrier.

#### Returns

No material can be returned without permission from factory in advance. Transportation charges must be pre-paid on returned goods. To cover cost of re-handling, re-inspecting and re-stocking, 20% (minimum charge \$25.00) will be deducted from the face of the credit memorandum. An additional charge will be made for reconditioning where necessary. No deductions will be allowed unless credit previously issued.

#### Limited Warranty

Telsco Industries promised to its trade customers that each new piece of manufactured equipment will be free of defects in material and workmanship for a period of one year. Telsco does not warrant product not manufactured by it, even though such products may be sold or used in conjunction with Telsco product. Other manufacturer's products supplied to Telsco shall carry their respective warranties.

Telsco's promise is limited solely to the replacement or repair of defective parts. The decision to repair or replace is at Telsco's discretion. Telsco will not be held responsible for any labor claims or other damage claims which arise from material claimed to be defective, whether manufactured by Telsco or others. There are no express warranties.

This warranty does not apply where equipment is used, or installation is performed, in any manner contrary to Telsco's specifications and installation instructions, nor where equipment is altered or modified. This warranty does not cover products adversely affected by the system into which the products are incorporated, including improperly designed, installed, operated or maintained systems.

TELSCO IS NOT LIABLE FOR INDIRECT, INCIDENTAL OR CONSEQUENTIAL DAMAGE IN CONNECTION WITH THE USE OF EQUIPMENT, INCLUDING BUT NOT LIMITED TO: THE COST OF SUBSTITUTE EQUIPMENT OR SERVICES REQUIRED DURING PERIODS OF MALFUNCTIONS OR RESULTING NON-USE, PROPERTY DAMAGE OR PERSONAL INJURY RESULTING FROM INSTALLER'S NEGLIGENCE.

Some states do not allow the exclusion or limitation of incidental or consequential damages, so the above limitation or exclusion may not apply to you.

ALL IMPLIED WARRANTIES, INCLUDING THOSE OF MERCHANTABILITY AND FITNESS FOR USE, ARE LIMITED TO THE DURATION OF THIS EXPRESS WARRANTY.

Some states do not allow limitation of how long an implied warranty lasts, so the above limitations may not apply to you. This warranty gives you specific legal rights and you may have other rights which vary from state to state. Telsco is not responsible for any other undertaking, representation or warranty made by any distributor or other person beyond those expressly set forth in this warranty.

#### Product Changes

The Company reserves the right to alter, modify, or re-design its products without creating any liability for the obsolescence of customer's inventories.

#### Quotations

Price protection quotations for municipal and water district bids are valid only when received from Telsco in fax or email hard copy form with a quotation number, which must be used on all applicable P.O.'s.

#### Cancellation

When replacing special equipment orders or large quantity orders for future release, customer agrees to the following terms in case of cancellation of all or any portion of the order.

1. Customer will accept delivery of all goods then ready for shipment or for which Telsco Industries is committed to accept raw materials.
2. In event of special price quotations, customer agrees to accept a unit price adjustment on the un-cancelled balance of order, if applicable.
3. When cancellation results in excess inventories of regular production items, customer will accept that portion of the order required to alleviate the over-inventory situation or will pay a cancellation charge as determined by Telsco Industries.



**TELSCO FITTINGS**  
**Trusted Around the World**

3301 W. Kingsley Rd. • Garland, TX 75041 • Phone: 972-278-6131 Fax: 972-271-5710

[www.telscofittings.com](http://www.telscofittings.com)

AD1003\_revD