

## MAX Features

### MAX SEAL

- Industry first dual pressure-activated seal with 720 degree sealing surface around flow tube stem, cap, and body eliminates stick-ups and cap to body leaks
- Industry standard white Santoprene seal for ultimate performance

### MAX SPRING

- Industry's strongest spring for positive retraction
- Corrosion resistant stainless steel material for long life
- Unique reversible spring design can be installed in either direction for simple, fast field assembly

### MAX SELF-CLEANING CHECK VALVE

- Enhanced debris resistance through expanded surface area
- Tapered design for self-cleaning operation
- Positive seal even in dirty water environment

### MAX PRESSURE REGULATION

- Reduces water consumption by up to 50%
- Eliminates wasted water caused by high pressure - no misting and fogging
- Optimizes outlet pressure for consistent performance, even with pressure variations

### MAX LEVEL CAP

- Flat cap and easy pull up, low profile flush plug for sprinkler leveling
- Superior labeling process allows better identification and customization


### MAX NOZZLE OPTIONS

- Compatible with all industry-standard female thread nozzles



## MAX Performance

Every Max Spray model includes a super-strength spring with over 37% stronger retraction force than the leading competitor. Result: Max Spray better prevents stick-ups in the field.



## MAX Competition

	MAX Spray	Others
Virtually zero flow by at 5 psi for quick sealing ensures all heads pop-up quickly	✓	✗
Easy grip ribbed cover and body	✓	✗
Pressure activated cap to body seal	✓	✗
Standard models use double strength retraction spring with reversible design for easy assembly in the field	✓	✗
Fine tune ratchet adjustment with wet hands - no tools required	✓	✗
Self-cleaning check valve with large surface area (prevents weeping)	✓	✗
Eight (8) internal ribs for improved strength	✓	✗
Sold exclusively through authorized professional wholesale distributors	✓	✗
5-year warranty	✓	✓
Side and bottom inlets on the 6" and 12" models	✓	✓
Check valve and pressure regulated options available	✓	✓
Pop-up heights available	4, 6, 12	4, 6, 12
Operation range (psi)	15 to 70	15 to 70

# SPRAYS & NOZZLES






## MAX SPRAYS

### STANDARD MODELS

MODEL	DESCRIPTION
MAX4	4" Pop-Up Height
MAX6	6" Pop-Up Height
MAX12	12" Pop-Up Height








### PRESSURE REGULATING MODELS TO 30 PSI - BEST FOR STANDARD SPRAY NOZZLES

MODEL	DESCRIPTION
MAX6PRS30 	6" Pop-Up Height with 30 PSI regulated stem
MAX12PRS30 	12" Pop-Up Height with 30 PSI regulated stem
MAX4PRS30-CV 	4" Pop-Up Height with 30 PSI regulated stem and Check Valve
MAX6PRS30-CV 	6" Pop-Up Height with 30 PSI regulated stem and Check Valve
MAX12PRS30-CV 	12" Pop-Up Height with 30 PSI regulated stem and Check Valve



### PRESSURE REGULATING MODELS TO 40 PSI - BEST FOR STANDARD SPRAY NOZZLES


MODEL	DESCRIPTION
MAX6PRS40 	6" Pop-Up Height with 40 PSI regulated stem
MAX12PRS40 	12" Pop-Up Height with 40 PSI regulated stem
MAX4PRS40-CV 	4" Pop-Up Height with 40 PSI regulated stem and Check Valve
MAX6PRS40-CV 	6" Pop-Up Height with 40 PSI regulated stem and Check Valve
MAX12PRS40-CV 	12" Pop-Up Height with 40 PSI regulated stem and Check Valve



 Water Saver     MAX Water Saver

### MAX AND MAX PRS ACCESSORIES

MODEL	DESCRIPTION
MAX-EXT	6" Riser Extension
MAXS	Shrub Adapter, 1/2" Female Inlet Threads
MAX-NP	Non-Potable Cover



**PRESSURE RANGE**  
15 - 70 PSI (1.0 - 4.8 BAR)

**FLOW BY**  
Zero @ 5 PSI (0.3) or greater

**FACTORY INSTALLED CHECK VALVE**  
14 ft/hd @ 18 PSI (4.3 m/hd @ 1.2 BAR)

### DIMENSIONS

MODEL	POP-UP HEIGHT	BODY HEIGHT
MAX4 / MAX4PRS30-CV MAX4PRS40-CV	4" (10 cm)	6.25" (15.9 cm)
MAX6 / MAX6PRS30 / MAX6PRS30-CV MAX6PRS40 / MAX6PRS40-CV	6" (15 cm)	8.5" (21.6 cm)
MAX12 / MAX12PRS30 / MAX12PRS30-CV MAX12PRS40 / MAX12PRS40-CV	12" (30 cm)	15.25" (38.7 cm)
Exposed Cover		2.25" (5.7 cm)



MAX6PRS30  
MAX6PRS40  
MAX12PRS30  
MAX12PRS40  
WITH SIDE - INLET

 Save Water. Give Life.  
**25 gallons**  
given per spray